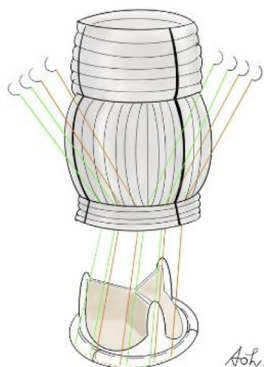


Readers who found these articles interesting may also like to read these papers that can be found in recent issues of AATS journals.

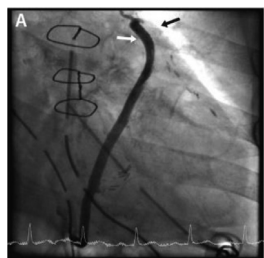
Adult Articles in AATS Journals

Aortic Valve



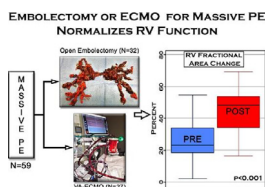
JTCVS Techniques Surgical Technique: Simple completion Bentall procedure of preserving aortic bioprosthesis after aortic valve replacement. Henmi S, Scaffa R, Folino G, De Paulis R. *J Thorac Cardiovasc Surg Tech*. 2022 [In press].

Coronary



JTCVS Open: Occurrence rate and fate of competitive flow of the left internal thoracic artery used in Y-composite grafts. Kim JS, Kang Y, Sohn SH, Hwang HY. *J Thorac Cardiovasc Surg Open*. 2022 [In press].

Mechanical Circulatory Support



STCVS: Comparison of surgical embolectomy and veno-arterial extracorporeal membrane oxygenation for massive pulmonary embolism. Goldberg JB, Spevack DM, Ahsan S, Rochlani Y, Ohira S, Spencer P, Kai M, Malekan R, Spielvogel D, Lansman S *Semin Thorac Cardiovasc Surg* 2022 [In press]

Commentary: Is it time to change management guidelines and referral patterns for PE? Khor-sandi M, Aldea G. *Semin Thorac Cardiovasc Surg* 2022 [In press]

Commentary: Surgical embolectomy for massive pulmonary embolism revisited: A contemporary tribute to Trendelenburg procedure. Carrel T. *Semin Thorac Cardiovasc Surg* 2022 [In press]

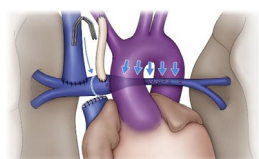
Congenital Articles in AATS Journals

Aorta



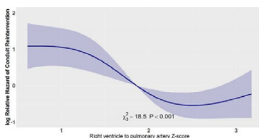
JTCVS Techniques Case Report: Successful surgical intervention for giant thoracic aortic aneurysm in cutis laxa aortopathy. Krishnan Nair, JT, Pillai MN, Mathew T, Sathanantham DK *J Thorac Cardiovasc Surg Tech.* 2022 [In press].

Pulmonary Artery



JTCVS Open: Management of failing bidirectional cavopulmonary shunt: Influence of additional systemic-to-pulmonary-artery shunt with classic Glenn physiology. Euringer C, Kido T, Ruf B, Burri M, Heinisch PP, Vodiskar J, Strbad M, Cleuziou J, Dilber D, Hager A, Ewert P, Hörer J, Ono M. *J Thorac Cardiovasc Surg Open.* 2022 [In press].

Pulmonary Valve



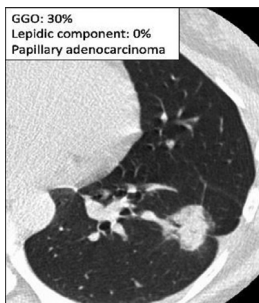
STCVS: Right ventricle to pulmonary artery conduit size is associated with conduit and pulmonary artery reinterventions after truncus arteriosus repair. Bonilla-Ramirez C, Ibarra C, Binsalamah ZM, Adachi I, Heinle JS, McKenzie ED, Caldarone CA, Imamura M. *Semin Thorac Cardiovasc Surg* 2022 [In press]

Commentary: The devil in Z details. Ma M. *Semin Thorac Cardiovasc Surg* 2022 [In press]

Commentary: Conduits and splines: mounting evidence for an optimal conduit size in truncus arteriosus repair. DeCampli WM. *Semin Thorac Cardiovasc Surg* 2022 [In press]

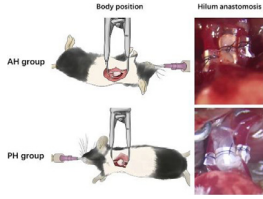
Thoracic Articles in AATS Journals

Lung Cancer



JTCVS Open: Role of ground-glass opacity in pure invasive and lepidic component in pure solid lung adenocarcinoma for predicting aggressiveness. Mimae T, Miyata Y, Tsutani Y, Shimada Y, Ito H, Nakayama H, Ikeda N, Okada M. *J Thorac Cardiovasc Surg Open.* 2022 [In press].

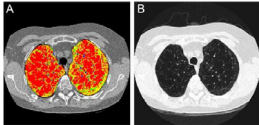
Lung Transplantation



JTCVS Techniques: Anterior hilum anastomosis versus posterior hilum anastomosis in a mouse lung transplantation model. Zhao J, Tian D, Yang X, Liu M, Chen JY. *J Thorac Cardiovasc Surg Tech*. 2022 [In press].

Commentary: Seeing is believing: Addressing the technical challenges of preclinical models for lung transplantation. dos Santos PR, D'Cunha J. *J Thorac Cardiovasc Surg Tech*. 2022 [In press].

Lung



STCVS: Analytic morphomics are related to outcomes after lung volume reduction surgery. Lin J, Weir WB, Grenda T, Zhang P, Derstine BA, Enchakalody B, Underhill J, Reddy RM, Chang AC, Wang SC. *Semin Thorac Cardiovasc Surg* 2022 [In press]

Commentary: Analytic morphomics and LVRS – A story of frailty and fibrosis. Muñoz-Largacha JA, Wei B. *Semin Thorac Cardiovasc Surg* 2022 [In press]